



DIGITAL TICKETING GUIDE

for the WRANGLER NATIONAL FINALS RODEO®



LAS VEGAS
EVENTS

NFRexperience.com/MyNFRAccount

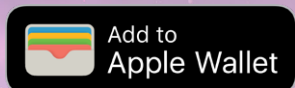


ACCESSING THE WRANGLER NATIONAL FINALS RODEO:

You now have the ability to access your Wrangler NFR tickets in a digital QR code format to display on your mobile phone. Follow these steps to make getting to the Wrangler National Finals Rodeo a breeze.

WHEN YOU ARRIVE AT THE THOMAS & MACK CENTER

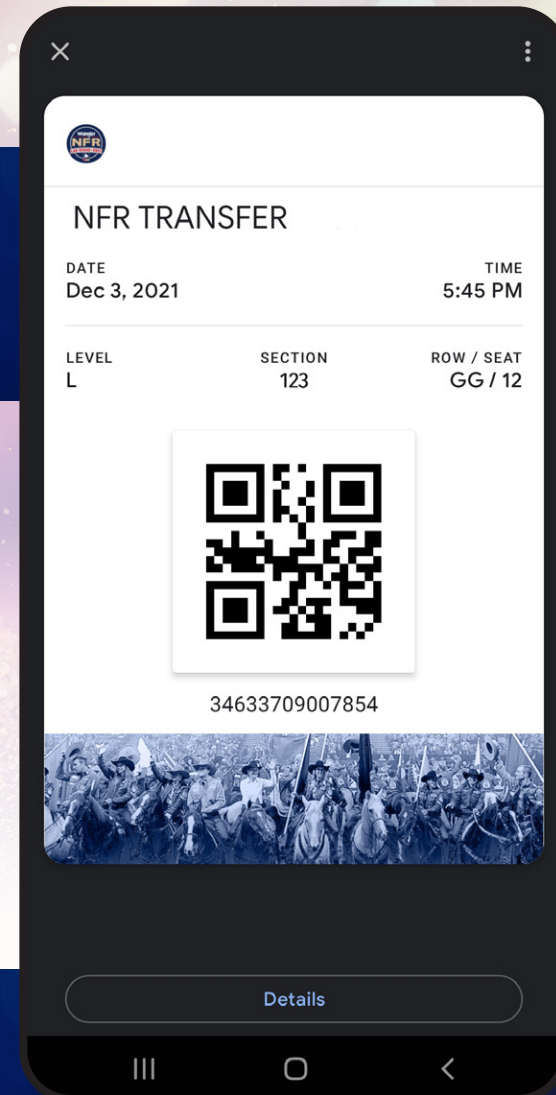
- 1) Go directly to an entry point.
- 2) Present your mobile ticket to the ticket attendant.
- 3) The attendant will scan the QR code on your smartphone.
- 4) Reference the seat location on your mobile device.
(Keep it accessible to show the usher when you arrive to your section.)



*Prior to the event, add your ticket to your Apple Wallet or Google Pay Wallet.
Instructions are included on page 6.*

WE'RE HERE TO HELP!

If you experience any ticket issues when entering the Thomas & Mack Center, please visit the TMC Box Office for assistance (located right of the Main Entrance).



HOW TO LOG-IN TO YOUR **MY NFR ACCOUNT** IN 3 EASY STEPS:

MY NFR ACCOUNT

- The My NFR Account is simple, convenient and secure allowing you the ultimate flexibility in using your tickets.

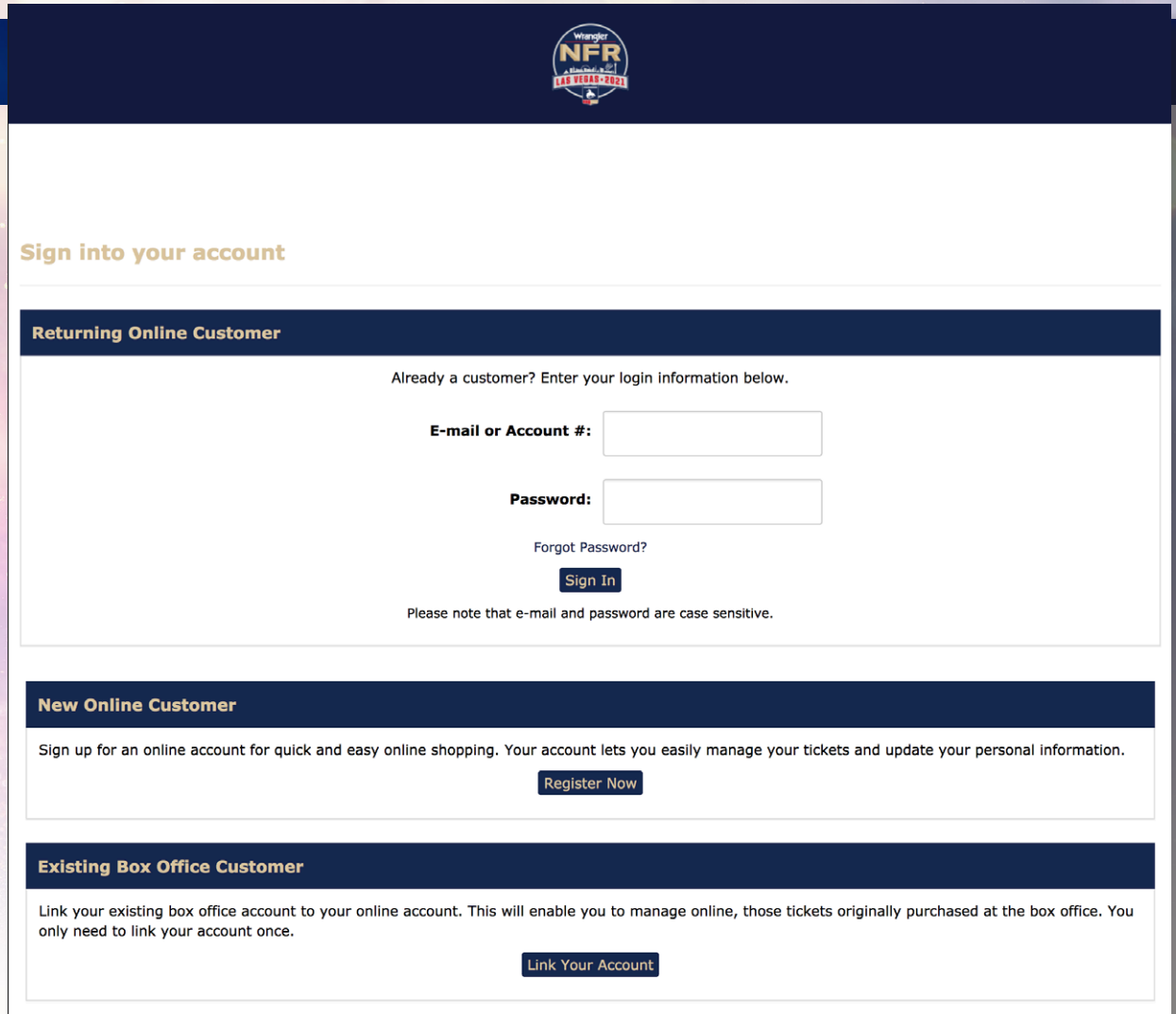
HOW TO SIGN IN

- 1** Visit NFRexperience.com/MyNFRAccount.
- 2** Enter email or account number and password into "Returning Online Customer."
- 3** Once logged in, click "Manage My Account" at the top right of the page.

If you have not activated your My NFR Account, please contact the Las Vegas Events Ticket Office at TicketOffice@LasVegasEvents.com.

WE'RE HERE TO HELP!

Email the Las Vegas Events Ticket Office at TicketOffice@LasVegasEvents.com.



The screenshot shows the 'My NFR Account' login page. At the top is the 'NFR' logo with 'Las Vegas 2021' and 'Winning' text. Below the logo is the heading 'Sign into your account'. The page is divided into three main sections: 'Returning Online Customer', 'New Online Customer', and 'Existing Box Office Customer'. The 'Returning Online Customer' section contains a prompt 'Already a customer? Enter your login information below.' followed by input fields for 'E-mail or Account #' and 'Password', a 'Forgot Password?' link, and a 'Sign In' button. A note at the bottom of this section states 'Please note that e-mail and password are case sensitive.' The 'New Online Customer' section contains a prompt 'Sign up for an online account for quick and easy online shopping. Your account lets you easily manage your tickets and update your personal information.' and a 'Register Now' button. The 'Existing Box Office Customer' section contains a prompt 'Link your existing box office account to your online account. This will enable you to manage online, those tickets originally purchased at the box office. You only need to link your account once.' and a 'Link Your Account' button.

Sign into your account

Returning Online Customer

Already a customer? Enter your login information below.

E-mail or Account #:

Password:

[Forgot Password?](#)

[Sign In](#)

Please note that e-mail and password are case sensitive.

New Online Customer

Sign up for an online account for quick and easy online shopping. Your account lets you easily manage your tickets and update your personal information.

[Register Now](#)

Existing Box Office Customer

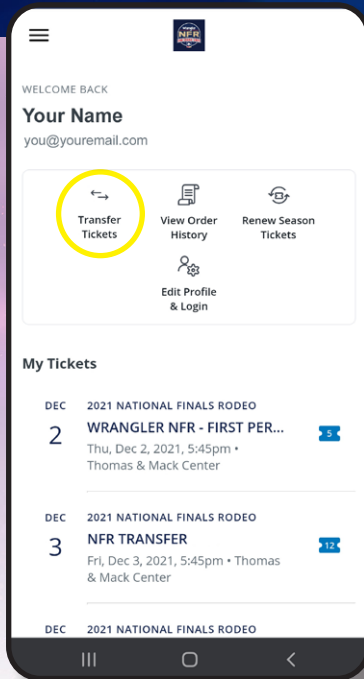
Link your existing box office account to your online account. This will enable you to manage online, those tickets originally purchased at the box office. You only need to link your account once.

[Link Your Account](#)

HOW TO **TRANSFER** NFR TICKETS IN 5 EASY STEPS:

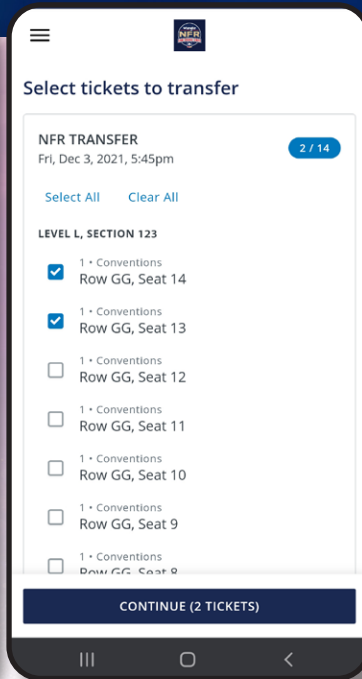
1

Once logged onto your My NFR Account, Click "Transfer Tickets" and a list of the available performances will appear.



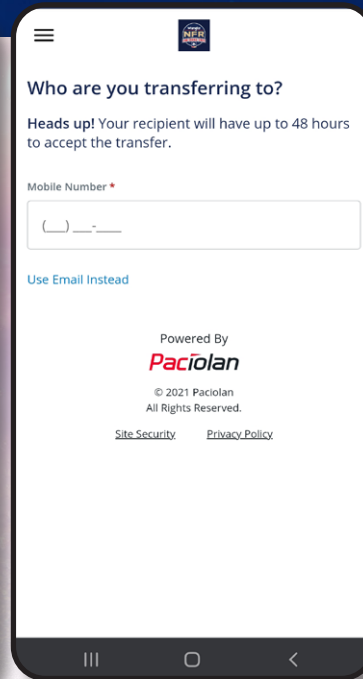
2

Select the Performance Date you wish to transfer and then check the box next to the specific seat(s) for the performance date you would like transferred. Click "Continue."



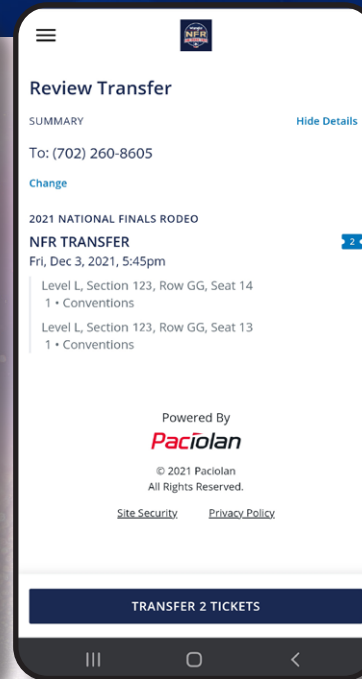
3

Type in the mobile number of the person you would like to transfer tickets to. Click "Review Transfer."



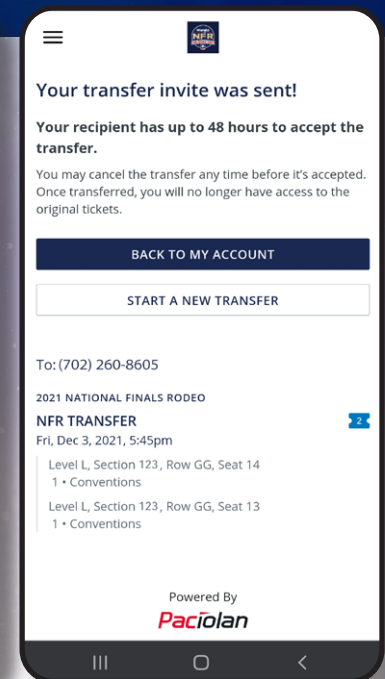
4

Confirm the performance date and specific seats are correct. Click "Transfer Tickets."



5

Confirmation of transfer.



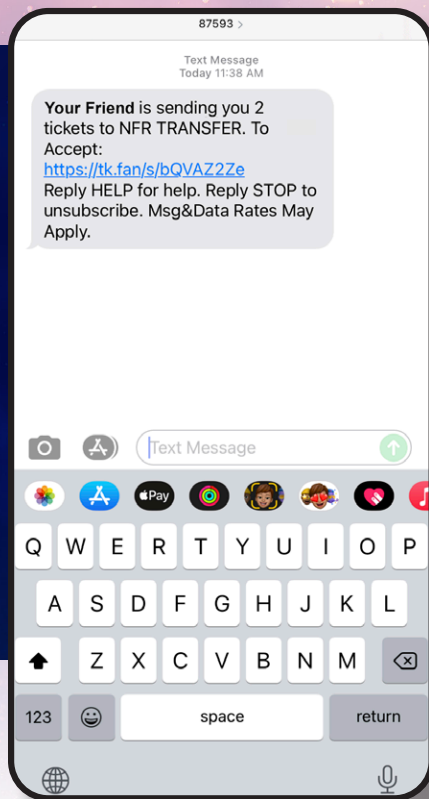
DONE!

The recipient receives a text notification with a link to download the tickets and your account page (as the sender) will show the tickets have been transferred and are awaiting acceptance.

HOW TO ACCEPT A TRANSFERRED TICKET:

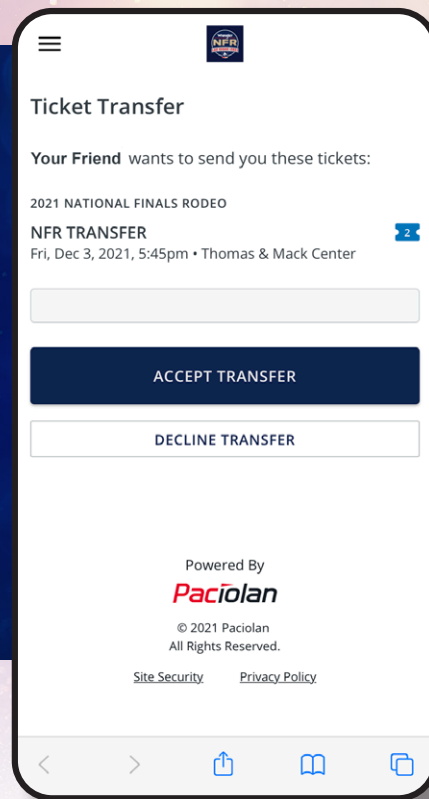
1

You will receive a text saying someone is sending you tickets. Log into your **My NFR Account** using your email address and password.



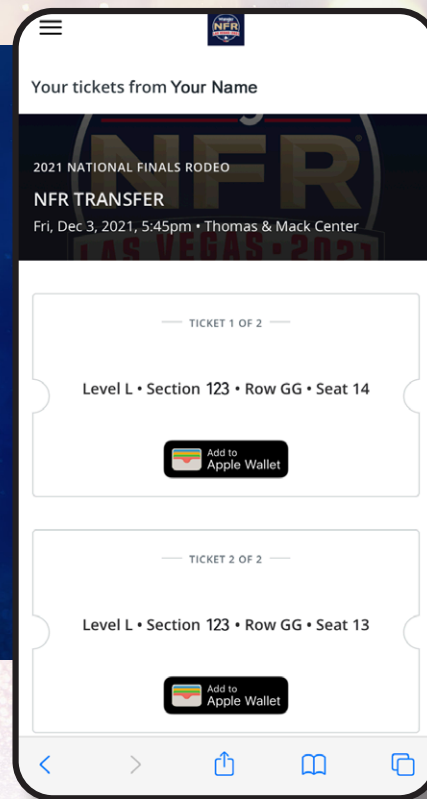
2

Click "Accept Transfer," button will change to blue, click it again to confirm.



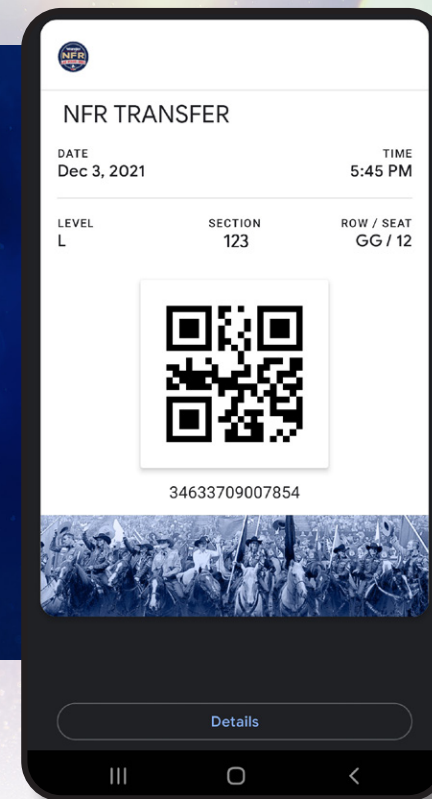
3

Add tickets to your Apple Wallet or Google Pay.



4

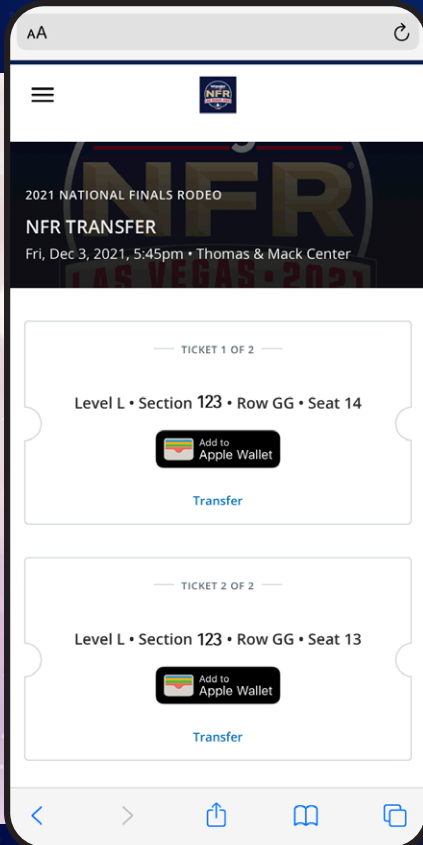
Grab your Cowboy Boots and enjoy the NFR Performance.



DONE!


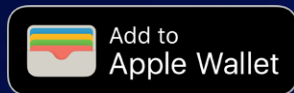
Your tickets (as the recipient) are now visible in your Apple Wallet or your Google Pay Wallet and the sender's account page will now show the tickets have been accepted.

iPHONE USERS



1

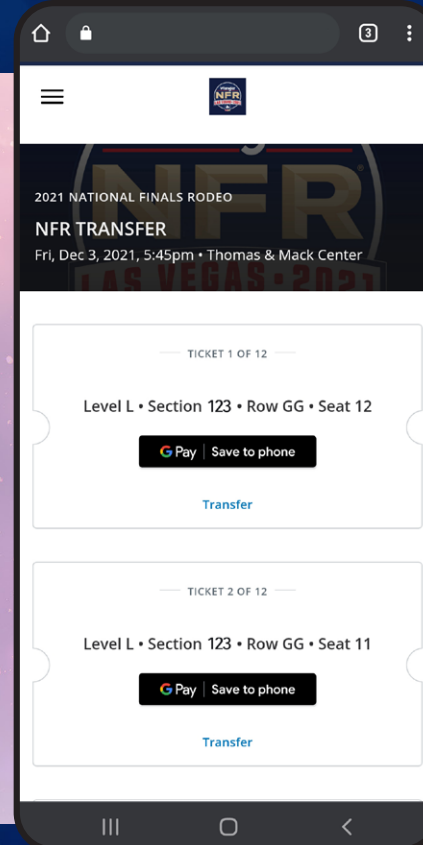
Prior to the event, add your ticket to your digital wallet by clicking the "Add to Apple Wallet" button.



2

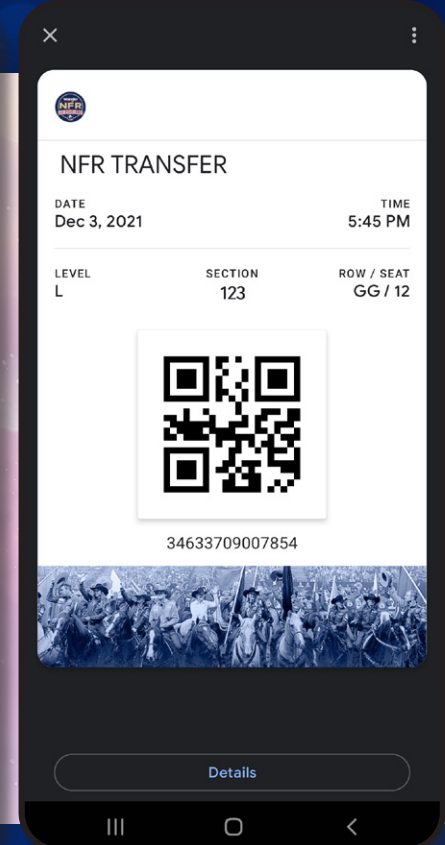
At the entrance, open your digital wallet and present your ticket to the attendant by holding your phone close to the scanner.

ANDROID USERS



1

Prior to the event, add your ticket to your digital wallet by clicking the "Add to Google Pay" button.



2

At the entrance, open your digital wallet and present your ticket to the attendant by holding your phone close to the scanner.

*If you have multiple tickets for the event, swipe left or right to view each ticket.
Please note that a screenshot or printed copy of the mobile ticket will not be accepted.*

THINGS TO REMEMBER & FAQs:

WHY THE TRANSITION TO DIGITAL TICKETING?

Adopting digital ticketing improves the fan experience with quick and convenient entry into the venue, reduces the risk of lost, stolen or counterfeit tickets and allows you to manage, transfer or sell your tickets at any time directly from your smartphone.

WHAT ARE THE BENEFITS OF MY NFR ACCOUNT?

- Renew and purchase tickets to the Wrangler National Finals Rodeo.
- View / Add tickets on your mobile device.
- Transfer your tickets to family and friends.
- Sell your tickets direct on Stub Hub the Official Fan to Fan website for the NFR.

WHAT IF MY GUEST(S) AND I ARRIVE AT THE VENUE AT DIFFERENT TIMES?

You'll need to transfer a ticket to each member of your party. This allows you and your guest(s) to arrive at the venue at your own convenience. Once the ticket transfer offer has been sent to your guest(s), they will receive an email instructing them to accept the tickets and add it to their digital wallet. Please note that a screenshot or printed copy of the mobile ticket will not be accepted.

CAN I HAVE MULTIPLE TICKETS ON THE SAME MOBILE DEVICE?

Yes. You can view all of your tickets by swiping left or right on your smartphone. We highly encourage you to transfer a ticket to each member of your party to allow for the easiest entry and access throughout the venue.

If you require additional help please contact the Las Vegas Events Ticket Office at TicketOffice@LasVegasEvents.com. If you need assistance while at the venue, please visit the Thomas & Mack Box Office located to the right of the Main Entrance.

NFRexperience.com/MyNFRAccount